

Simple / Easy / Accurate / Rapid

ONE STEP Norovirus Antigen TEST



SD BIO LINE Norovirus

- Rapid diagnosis could help to avoid nosocomial infections and unnecessary antibiomatic treatment
- Important tool for the prevention of gastrointestinal outbreaks
- No cross reactivity with other gastroenteritis virus/bacteria
- More cost & time efficiency than using Realtime RT-PCR
- No need of equipments & highly trained technicians
- Simple & Easy to use
- Fast test result: Only 15minutes



Electron microscopy and Realtime RT-PCR require highly specialized equipment, usually only available at large laboratory reference facilities. But for Rapid test, no special equipment and well trained technician are needed and also more cost & time efficiency than others.

It can be performed closer to the patient or the site of the outbreak; in the military, on cruise ships, and during institutional outbreaks in hospitals or nursing homes.

Timely identification by preliminary RDT screening can help to reduce the impact of norovirus outbreaks.



Simple / Easy / Accurate / Rapid

Norovirus : Technical Fact Sheet

- More than 50% of all foodborne disease outbreaks can be attributed to noroviruses.
- Noroviruses are transmitted primarily through the fecal-oral route, either by consumption of fecally contaminated food or water or by direct person-to-person spread.
- Noroviruses are highly contagious and as few as 10 viral particles may be sufficient to infect an individual.
- Norovirus infection usually presents as acute-onset vomiting, watery non-bloody diarrhea with abdominal cramps, and nausea.
- Immunity may be strain-specific and lasts only a few months. Therefore, given the genetic variability of noroviruses, individuals are likely to be repeatedly infected throughout their lifetimes.

(Refer to the US CDC website: <http://www.cdc.gov/ncidod/dvrd/revb/gastro/norovirus-factsheet.htm>)


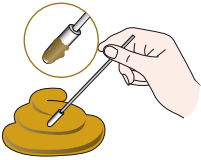
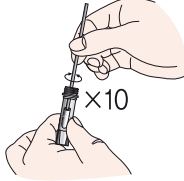




Clinical Performance

- > Sensitivity: 84.1% (vs Realtime RT-PCR)
- > Specificity: 96.1% (vs Realtime RT-PCR)

(The testing sites: Soonchunhyang University Cheonan Hospital, Korea
Study period: Nov. 20. 2010 - Dec. 17. 2010)

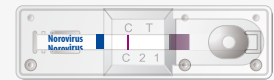
Realtime RT-PCR	SD BIOLINE Norovirus Rapid		Total
	Positive	Negative	
Positive	58	11	69
Negative	11	269	280
Sensitivity	84.1% (58/69)		95% CI (74% - 91%)
Specificity	96.1% (269/280)		95% CI (93% - 98%)
PPV	86.3% (69/80)		
NPV	96.2% (280/291)		

Test Procedure

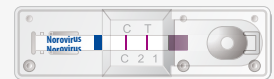
- Transfer assay diluent twice. 
- Take a portion of feces (app. 50-100 mg) from a stool sample. 
- Insert the swab into the sample collection tube and swirl the swab at least 10 times. 
- Discard the swab while squeezing the swab against the wall of tube. 
- Assemble dropping cap on the sample collection tube. 
- Add 4~5 drops (about 100~125µl) into the sample well (s) of test device. 
- Interpret test results at 15 minutes. 

Interpretation

Negative



Positive



Invalid



Ordering Information

Cat. No.	Product	Type	Specimen	Pack Size	Storage
52FK10	Norovirus	Device	Stool	20 Tests/Kit	1~30 °C
57FK10	Noro/Adeno virus*	Device	Stool	20 Tests/Kit	1~30 °C

* Coming soon